

If You're Happy

Key-Name Review

Teacher Directions:

1. Student names each **key** with a **star** on p. 75.
2. Student practices finding each starred key quickly on the keyboard.
3. Play *If You're Happy* with the teacher part or CD. Student plays each key two times, as in the lyric.*



Teacher Piano Part

VERSE 1

If you're hap-py and you know it, play two C's. (C C) If you're hap-py and you know it, play two F's. (F F) If you're hap-py and you know it and you real-ly want to show it, if you're

VERSE 2

hap-py and you know it, play two D's. (D D) If you're hap-py and you know it, play two E's. (E E) If you're hap-py and you know it, play two D's. (D D) If you're

VERSE 3

hap-py and you know it, and you real-ly want to show it, if you're hap-py and you know it, play two D's. (D D) If you're hap-py and you know it, play two G's. (G G) If you're

hap-py and you know it, play two B's. (B B) If you're hap-py and you know it, and you real-ly want to show it, find two A's. Play them for-te on the keys! (A A)


*★★ = student

Student Part

Verse 1:



If you're happy and you know it, play TWO




C 's.

If you're happy and you know it, play TWO



's.

If you're happy and you know it, and you really want to show it, if you're happy and you know it, play TWO




's.

Verse 2:




If you're happy and you know it, play TWO




D 's.

If you're happy and you know it, play TWO



's.

If you're happy and you know it, and you really want to show it, If you're happy and you know it, play TWO




's.

Verse 3:




If you're happy and you know it, play TWO




E 's.

If you're happy and you know it, play TWO



's.

If you're happy and you know it, and you really want to show it, find TWO A's. Play them *forte* on the keys.



's.